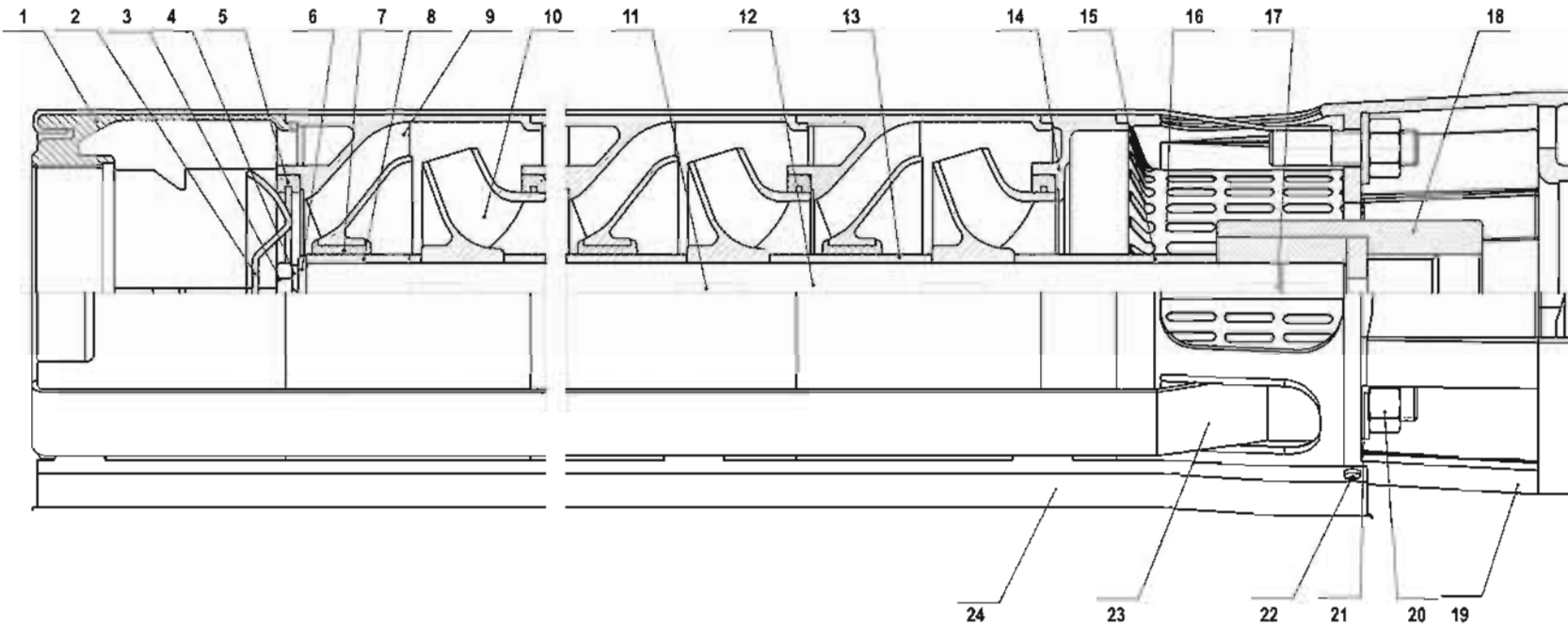


# DYNATECH PUMPS

Electric Submersible Pumps 6" – Casted Stainless Steel  
 Electropompes Immergees 6" – Acier Inox Fondu  
 Electrobombas Sumergidas 6" – Acero Inox Fundido

Pump Construction/ Construction Pompes/ Construccion De La Bomba - DT 20, 30, 46, 60

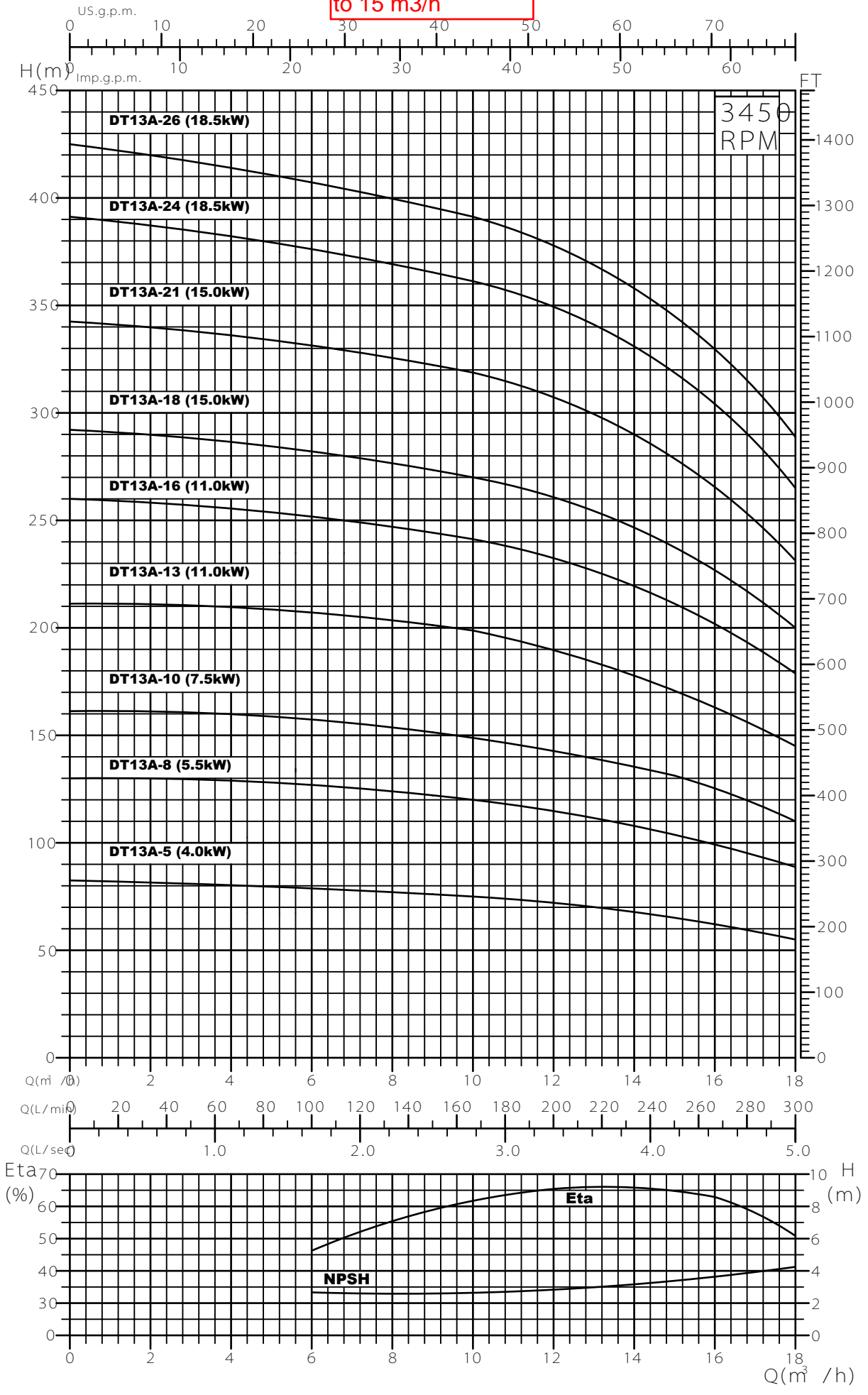


15

Ref	Description/ Descripcion	Material/ Matiere	Q
1	Top Bracket/ Corps De Refoulement/ Cuerpo De Descarga	Casted Stainless Steel/ Acier Inox Fondu/ Acero Inox Fundido	1
2	Valve/ Clapet/ Valvola	Stainless Steel/ Acier Inox/ Acero Inox	1
3	Bolt Shaft/ Boulon-Arbre/ Perno-Eje	Stainless Steel/ Acier Inox/ Acero Inox	1
4	Gasket Shaft/ Rondelle-Arbre/ Arandela-Eje	Stainless Steel/ Acier Inox/ Acero Inox	1
5	Neck Ring/ Bague D'Usure/ Aro Rodete	N.B.R.	n+1
6	Clip Ring/ Anneau D'Grate/ Anillo Del Clip	Stainless Steel/ Acier Inox/ Acero Inox	1
7	Intermediate Bearing/ Roulement Intermediaire/ Cojinete Intermedio	N.B.R.	n
8	Top Bushing/ Entretoise Superieur/ Casquillo Superior	Stainless Steel/ Acier Inox/ Acero Inox	1
9	Diffuser/ Diffuseur/ Difusor	Casted Stainless Steel/ Acier Inox Fondu/ Acero Inox Fundido	n
10	Impeller/ Turbine/ Rodete	Casted Stainless Steel/ Acier Inox Fondu/ Acero inox Fundido	n
11	Impeller spline/ Clavette Turbine/ Chaveta Rodete	Stainless Steel/ Acier Inox/ Acero Inox	n
12	Shaft/ Arbre/ Eje	Stainless Steel/ Acier Inox/ Acero Inox	1

Ref	Description/ Descripcion	Material/ Matiere	Q
13	Intermediate Bushing/ Entretoise Intermediaire/ Casquillo Intermedio	Stainless Steel/ Acier Inox/ Acero Inox	n-1
14	Bottom Diffuser/ Diffuseur Inferieure/ Difusor Inferior	Casted Stainless Steel/ Acier Inox Fondu/ Acero Inox Fundido	1
15	Bottom Bushing/ Entretoise Inferieure/ Casquillo Inferior	Stainless Steel/ Acier Inox/ Acero Inox	1
16	Filter/ Crepin Aspiration/ Rejilla Aspiration	Stainless Steel/ Acier Inox/ Acero Inox	1
17	Coupling Spline/ Clavette Manchon/ Chaveta Manguito	Stainless Steel/ Acier Inox/ Acero Inox	1
18	Coupling/ Manchon/ Manguito	Stainless Steel/ Acier Inox/ Acero Inox	1
19	Bottom Bracket/ Corps Aspiration/ Cuerpo Aspiration	Casted Stainless Steel/ Acier Inox Fondu/ Acero Inox Fundido	1
20	Screw Cable Strap/ Vis/ Tornillo	Stainless Steel/ Acier Inox/ Acero Inox	4
21	Gasket Cable Strap/ Rondelle/ Arandela	Stainless Steel/ Acier Inox/ Acero Inox	4
22	Screw Cable Guard/ Vis/ Tornillo	Stainless Steel/ Acier Inox/ Acero Inox	2
23	Cable Strap/ Tiran/ Tensor	Stainless Steel/ Acier Inox/ Acero Inox	4
24	Cable Guard/ Couvre Cable/ Proteccion Cable	Stainless Steel/ Acier Inox/ Acero Inox	1

New models 8m<sup>3</sup>/h to 15 m<sup>3</sup>/h



# DYNATECH PUMPS

## 6"DT 20A

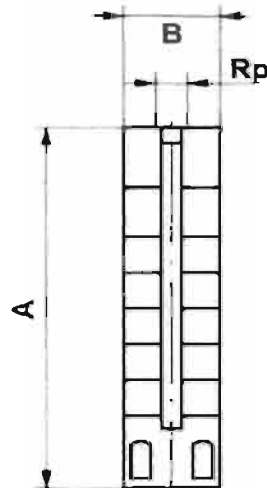
6" Submersible Pumps  
Pompes Immergees 6"  
Bombas Sumergidas 6"

60Hz

### Performance/ Performances/ Prestaciones

- Maximum sand quantity in the water/ Max quantite de sable dans l'eau/  
Maxima cantidad de arena en el agua - 200 g/m<sup>3</sup>
- Water temperature up to/ Temperature de l'eau jusqu' a/ Temperature del agua hasta - 60 degree Celcius
  - Connection/ Connexion/ Acoplamiento - NEMA Standards
  - Impeller/ Roues/ Rodete - mixed flow/ helicocentrifuges/ semi axiales
- Installation/ Instalacion - horizontal and vertical/ horizontale and verticale

Type Tipo	N. Stages N.Etage N.Etapas	Motor / Moteur			Pump/ Pompes/ Bombas		
		Type Tipo	KW	HP	A (mm)	B (mm)	Kg
DT20A-4	4	4"	4.0	5.5	490	132	12.0
DT20A-5	5	4"/ 6"	5.5	7.5	546	132	14.0
DT20A-8	8	6"	7.5	10.0	726	132	20.0
DT20A-10	10	6"	9.3	12.5	846	132	24.0
DT20A-12	12	6"	11.0	15.0	972	132	29.0
DT20A-14	14	6"	13.0	17.5	1092	132	33.0
DT20A-17	17	6"	15.0	20.0	1272	132	39.0
DT20A-21	21	6"	18.5	25.0	1512	132	47.0
DT20A-24	24	6"	22.0	30.0	1692	132	53.5
DT20A-27	27	6"	26.0	35.0	1872	132	59.5
DT20A-32	32	6"	30.0	40.0	2172	132	69.0

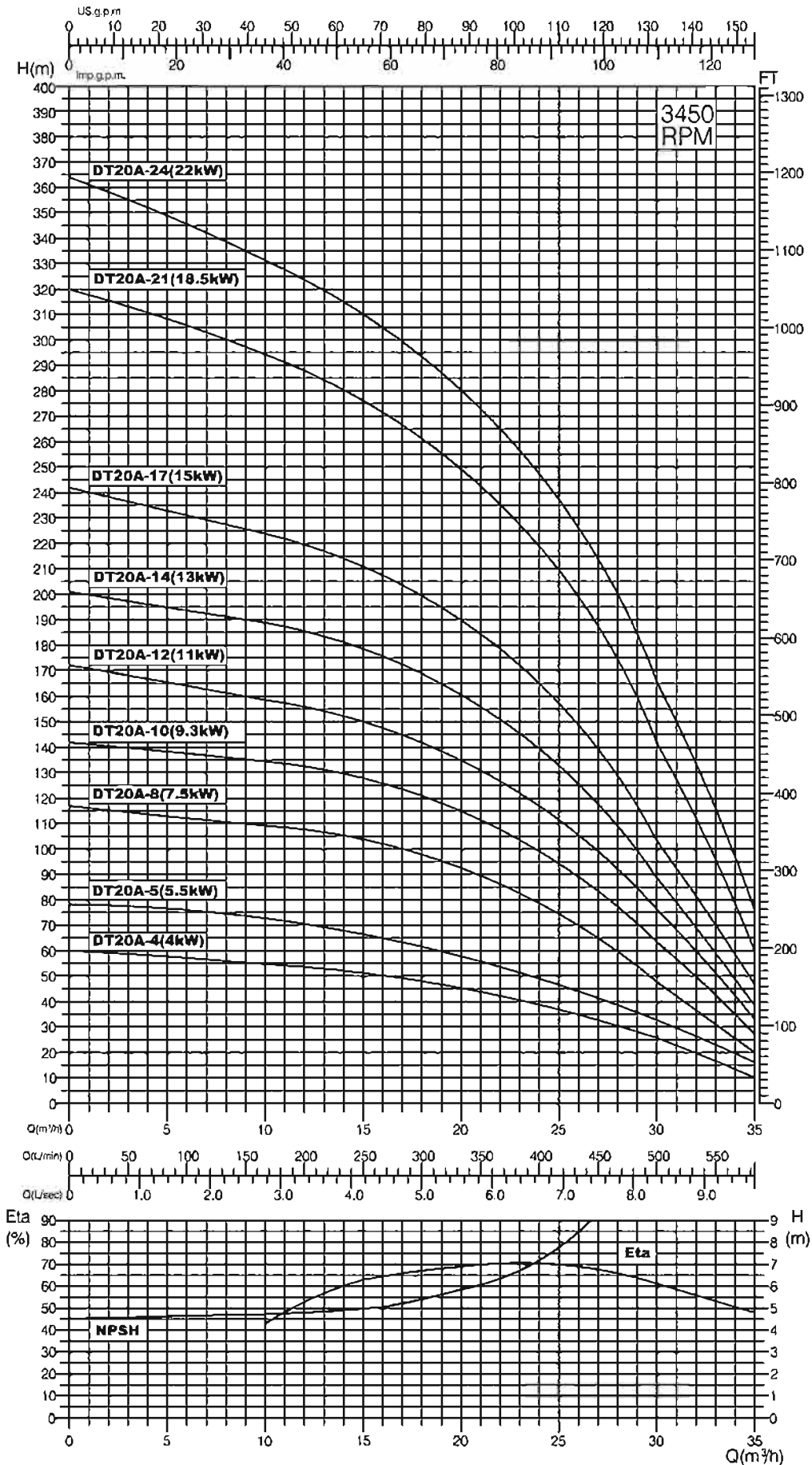


# DYNATECH PUMPS

## 6"DT 20A

6" Submersible Pumps  
 Pompes Immergees 6"  
 Bombas Sumergidas 6"

60Hz

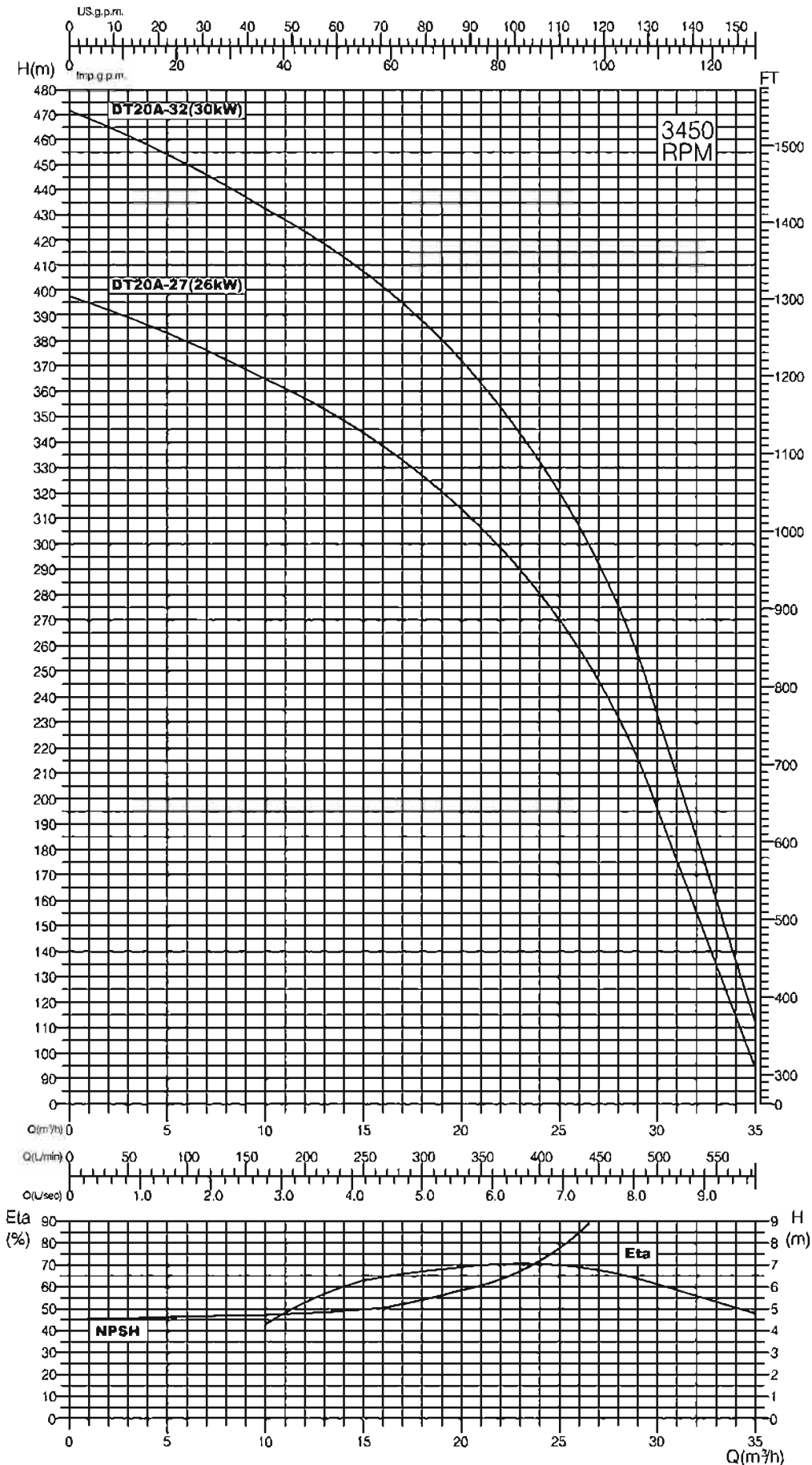


# DYNATECH PUMPS

## 6"DT 20A

6" Submersible Pumps  
Pompes Immergees 6"  
Bombas Sumergidas 6"

60Hz



# DYNATECH PUMPS

## 6"DT 30A

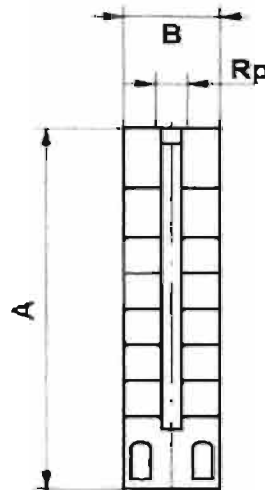
6" Submersible Pumps  
Pompes Immergees 6"  
Bombas Sumergidas 6"

60Hz

### Performance/ Performances/ Prestaciones

- Maximum sand quantity in the water/ Max quantite de sable dans l'eau/  
Maxima cantidad de arena en el agua - 200 g/m<sup>3</sup>
- Water temperature up to/ Temperature de l'eau jusqu' a/ Temperature del agua hasta - 60 degree Celcius
  - Connection/ Connexion/ Acoplamiento - NEMA Standards
  - Impeller/ Roues/ Rodete - mixed flow/ helicocentrifuges/ semi axiales
- Installation/ Instalacion - horizontal and vertical/ horizontale and verticale

Type Tipo	N. Stages N.Etage N.Etapas	Motor / Moteur			Pump/ Pompes/ Bombas		
		Type Tipo	KW	HP	A (mm)	B (mm)	Kg
DT30A-3	3	4"/ 6"	5.5	7.5	512	133	13.0
DT30A-5	5	6"	7.5	10.0	678	133	18.5
DT30A-6	6	6"	9.3	12.5	761	133	21.0
DT30A-7	7	6"	11.0	15.0	850	133	25.5
DT30A-9	9	6"	13.0	17.5	1016	133	30.5
DT30A-11	11	6"	15.0	20.0	1182	133	36.0
DT30A-14	14	6"	18.5	25.0	1431	133	44.5
DT30A-17	17	6"	22.0	30.0	1680	133	52.5
DT30A-19	19	6"	26.0	35.0	1843	133	58.5
DT30A-21	21	6"	30.0	40.0	2012	133	64.0
DT30A-26	26	6"	37.0	50.0	2427	133	78.0

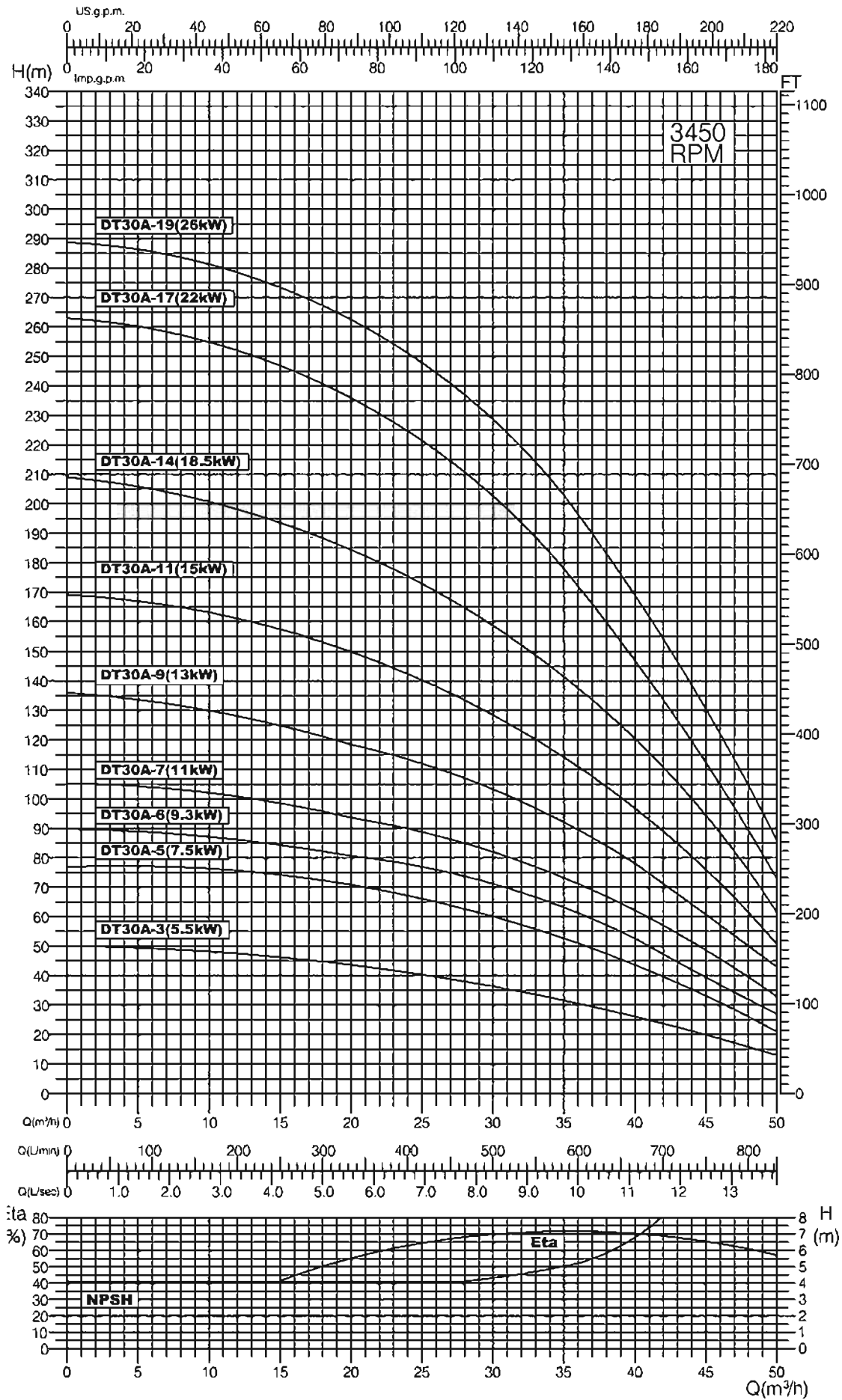


# DYNATECH PUMPS

## 6" DT 30A

6" Submersible Pumps  
Pompes Immergees 6"  
Bombas Sumergidas 6"

60Hz

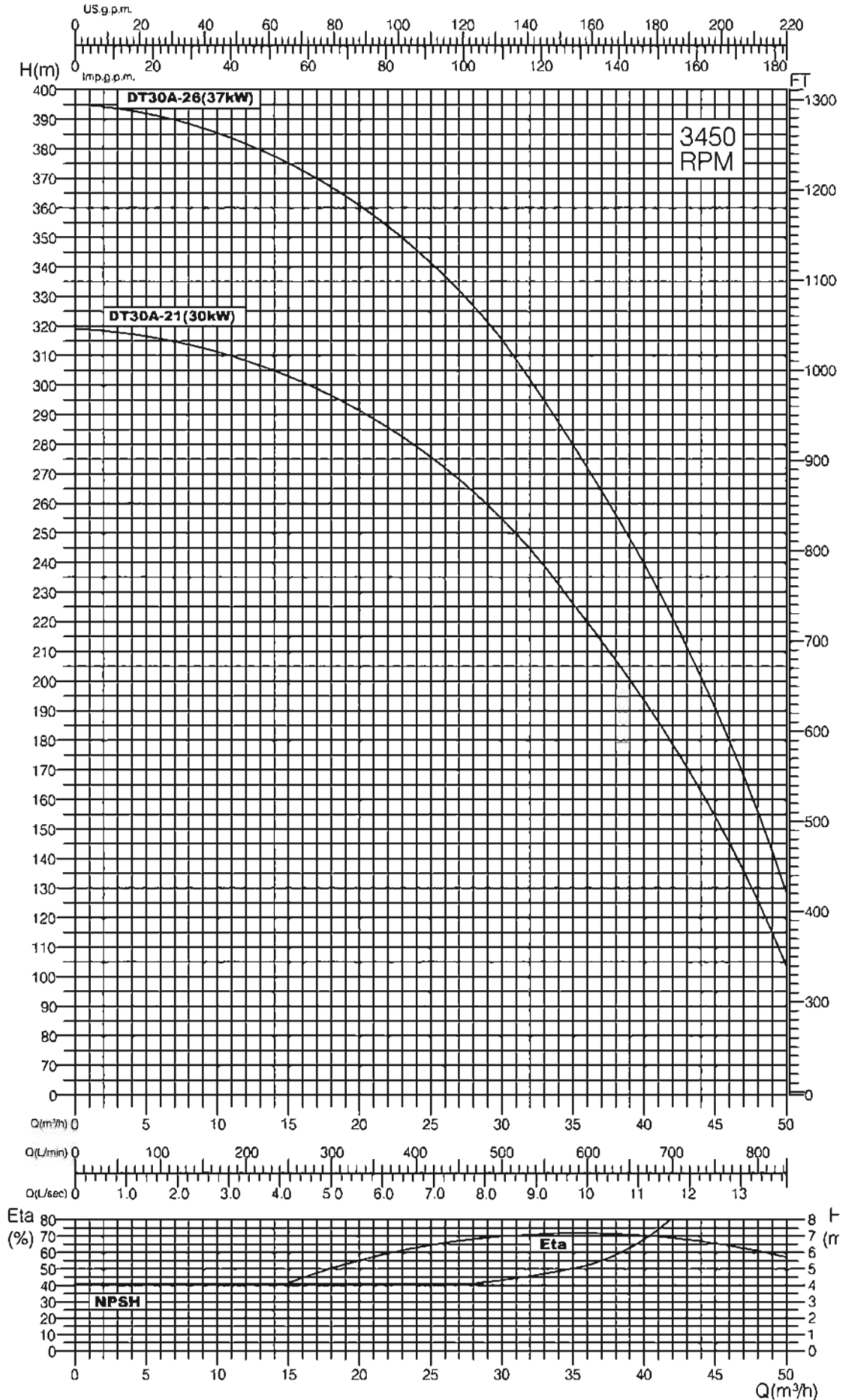


# DYNATECH PUMPS

## 6" DT 30A

6" Submersible Pumps  
 Pompes Immergees 6"  
 Bombas Sumergidas 6"

60Hz





# DYNATECH PUMPS

## 6"DT 46A

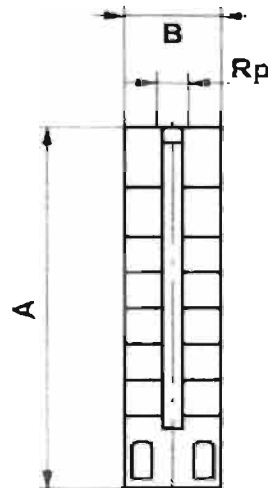
6" Submersible Pumps  
Pompes Immergees 6"  
Bombas Sumergidas 6"

60Hz

### Performance/ Performances/ Prestaciones

- Maximum sand quantity in the water/ Max quantite de sable dans l'eau/  
Maxima cantidad de arena en el agua - 200 g/m3
- Water temperature up to/ Temperature de l'eau jusqu' a/ Temperature del agua hasta - 60 degree Celcius
  - Connection/ Connexion/ Acoplamiento - NEMA Standards
  - Impeller/ Roues/ Rodete - mixed flow/ helicocentrifuges/ semi axiales
- Installation/ Instalacion - horizontal and vertical/ horizontale and verticale

Type Tipo	N. Stages N.Etage N.Etapas	Motor / Moteur			Pump/ Pompes/ Bombas		
		Type Tipo	KW	HP	A (mm)	B (mm)	Kg
DT46A-3	3	6"	7.5	10.0	558	144	16.0
DT46A-4	4	6"	9.3	12.5	652	144	19.5
DT46A-5	5	6"	11.0	15.0	746	144	23.0
DT46A-6	6	6"	13.0	17.5	840	144	26.0
DT46A-7	7	6"	15.0	20.0	934	144	29.5
DT46A-9	9	6"	18.5	25.0	1122	144	36.0
DT46A-11	11	6"	22.0	30.0	1310	144	42.8
DT46A-12	12	6"	26.0	35.0	1404	144	46.0
DT46A-13	13	6"	30.0	40.0	1498	144	49.5

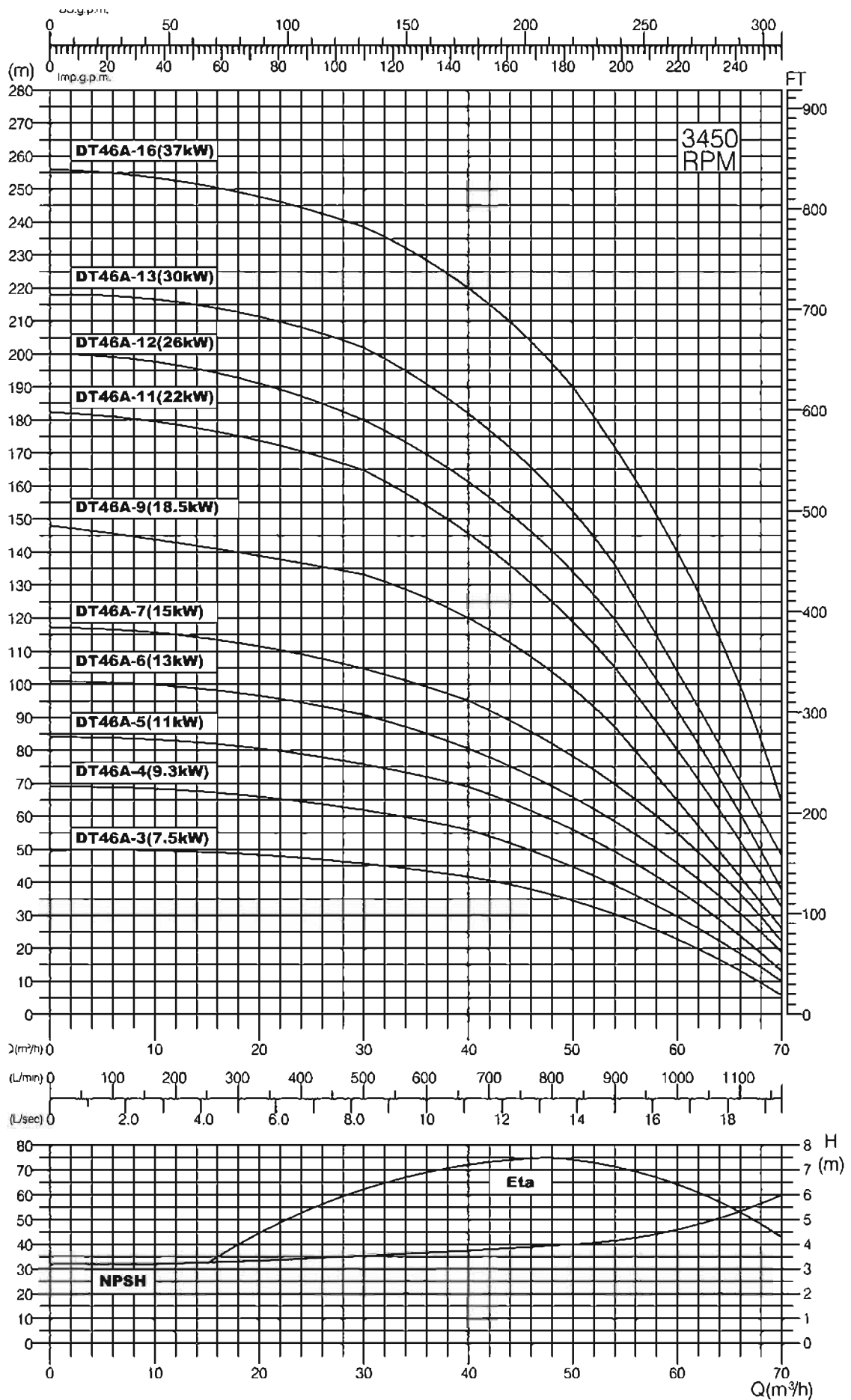


# DYNATECH PUMPS

## 6" DT 46A

6" Submersible Pumps  
Pompes Immergees 6"  
Bombas Sumergidas 6"

60Hz



# DYNATECH PUMPS

## 6"DT 60A

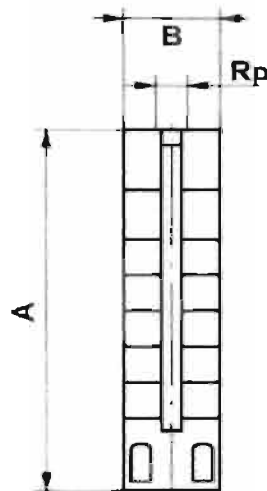
6" Submersible Pumps  
Pompes Immergees 6"  
Bombas Sumergidas 6"

60Hz

### Performance/ Performances/ Prestaciones

- Maximum sand quantity in the water/ Max quantite de sable dans l'eau/  
Maxima cantidad de arena en el agua - 200 g/m<sup>3</sup>
- Water temperature up to/ Temperature de l'eau jusqu' a/ Temperature del agua hasta - 60 degree Celcius
  - Connection/ Connexion/ Acoplamiento - NEMA Standards
  - Impeller/ Roues/ Rodete - mixed flow/ helicocentrifuges/ semi axiales
- Installation/ Instalacion - horizontal and vertical/ horizontale and verticale

Type Tipo	N. Stages N.Etage N.Etapas	Motor / Moteur			Pump/ Pompes/ Bombas		
		Type Tipo	KW	HP	A (mm)	B (mm)	Kg
DT60A-3	3	6"	9.3	12.5	558	144	16.0
DT60A-4	4	6"	11.0	15.0	652	144	19.5
DT60A-5	5	6"	15.0	20.0	746	144	23.0
DT60A-6	6	6"	18.5	25.0	840	144	26.0
DT60A-8	8	6"	22.0	30.0	1028	144	33.0
DT60A-9	9	6"	26.0	35.0	1122	144	36.0
DT60A-11	11	6"	30.0	40.0	1310	144	43.0
DT60A-13	13	6"	37.0	50.0	1498	144	49.5



# DYNATECH PUMPS

## 6"DT 60A

6" Submersible Pumps  
Pompes Immergees 6"  
Bombas Sumergidas 6"

60Hz

